

Provincial Parent Perception Survey Report for 2009

School Grade Configuration Analysis

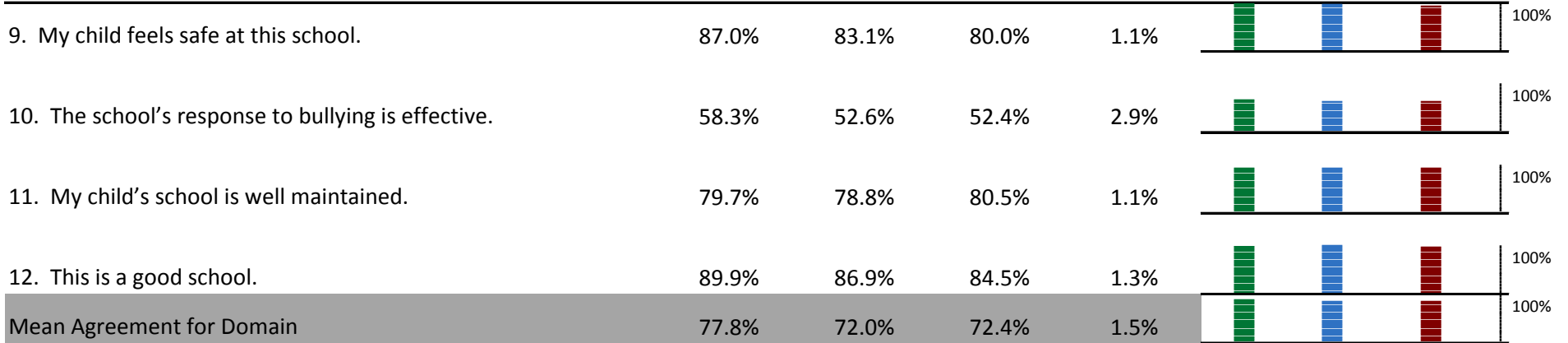
School Name: Rothesay High School
 School Number: 1928

	School	Percent Agreement		% Missing	Bar Chart		
		District High School	Province High School		School	District	Province
Positive School Environment							
1. I feel welcome at my child's school.	90.0%	85.8%	85.6%	0.5%		100%	
2. Staff members at this school treat me with respect.	85.0%	82.0%	83.1%	1.9%		100%	
3. My child is encouraged to participate in school activities.	73.3%	70.5%	71.6%	1.6%		100%	
4. This school has a discipline policy that is fair and reasonable.	77.1%	72.1%	74.1%	1.6%		100%	
5. My child's teachers are effective at helping students manage their behaviour.	67.0%	62.6%	66.1%	1.6%		100%	
6. This school promotes and teaches respectful behaviour.	82.9%	77.0%	77.9%	1.3%		100%	
7. Students treat others well.	62.0%	54.0%	53.0%	1.9%		100%	
8. This is a caring school.	80.9%	73.6%	72.4%	1.6%		100%	

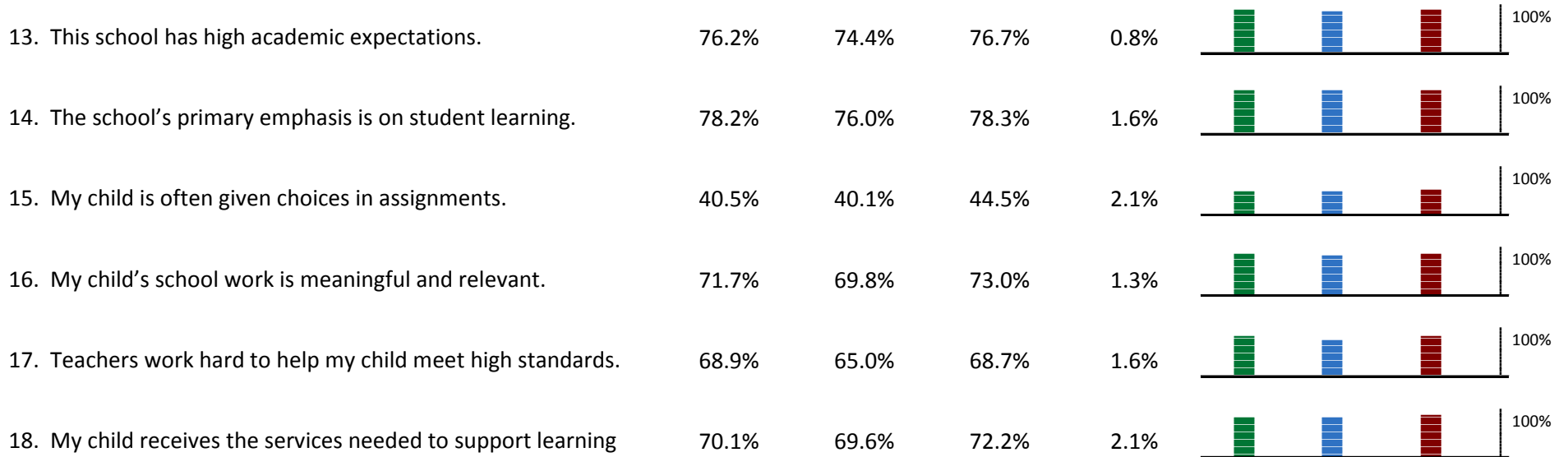
Provincial Parent Perception Survey Report for 2009

School Grade Configuration Analysis

School Name: Rothesay High School
 School Number: 1928



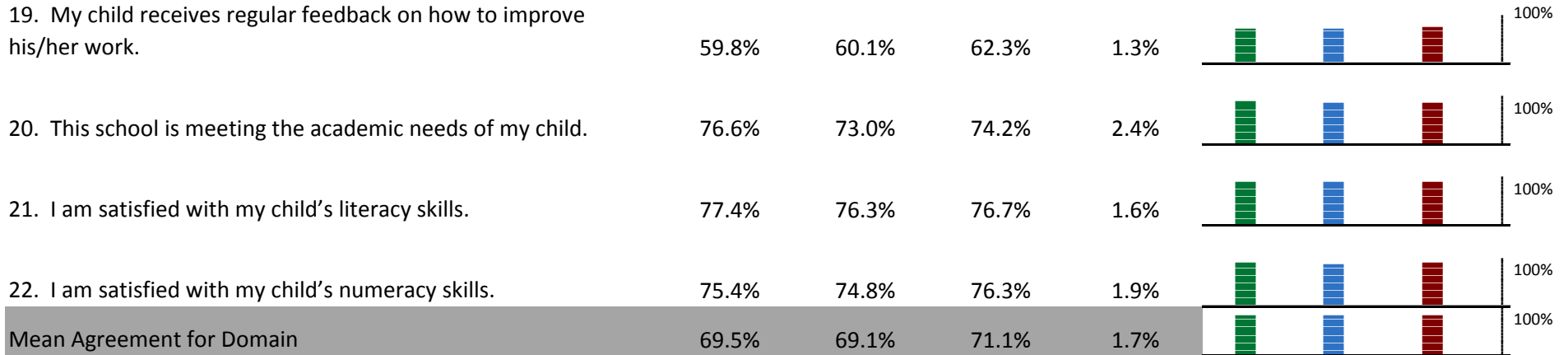
Effective Instructional Practice



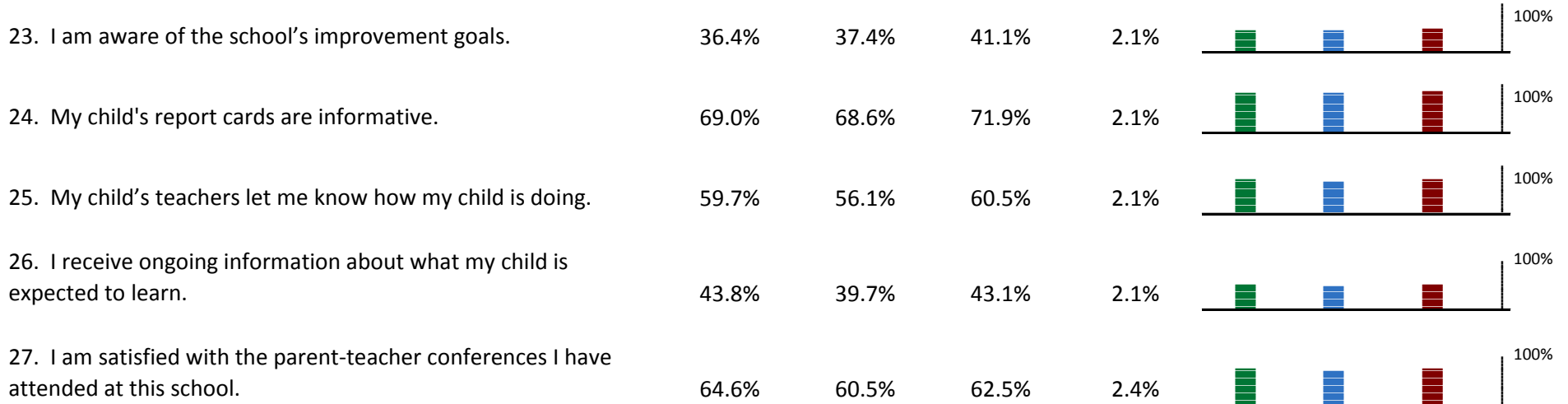
Provincial Parent Perception Survey Report for 2009

School Grade Configuration Analysis

School Name: Rothesay High School
 School Number: 1928



Partnerships with Parents and the Community



Provincial Parent Perception Survey Report for 2009

School Grade Configuration Analysis

School Name: Rothesay High School
 School Number: 1928

