

Provincial Teacher Perception Survey Report for 2009

School Grade Configuration Analysis

School Name: Rothesay High School
 School Number: 1928

	School	Percent Agreement		% Missing	Bar Chart		
		District High School	Province High School		School	District	Province
Common Vision, Mission and Goals							
1. The school's vision is clear.	84.2%	76.7%	79.5%	0.0%		100%	
2. The school's primary emphasis is to improve student learning.	94.7%	94.8%	91.1%	0.0%		100%	
3. I have been involved in the development of the School Improvement Plan.	78.9%	60.5%	68.2%	0.0%		100%	
4. The School Improvement Plan is effective.	52.6%	57.6%	57.9%	0.0%		100%	
5. I have set goals for my teaching that support the goals of the school.	89.5%	84.9%	88.1%	0.0%		100%	
6. A variety of data is used on an ongoing basis to develop and monitor the school improvement plan.	60.5%	48.3%	59.3%	0.0%		100%	
Mean Agreement for Domain	76.8%	74.9%	77.0%	0.0%		100%	

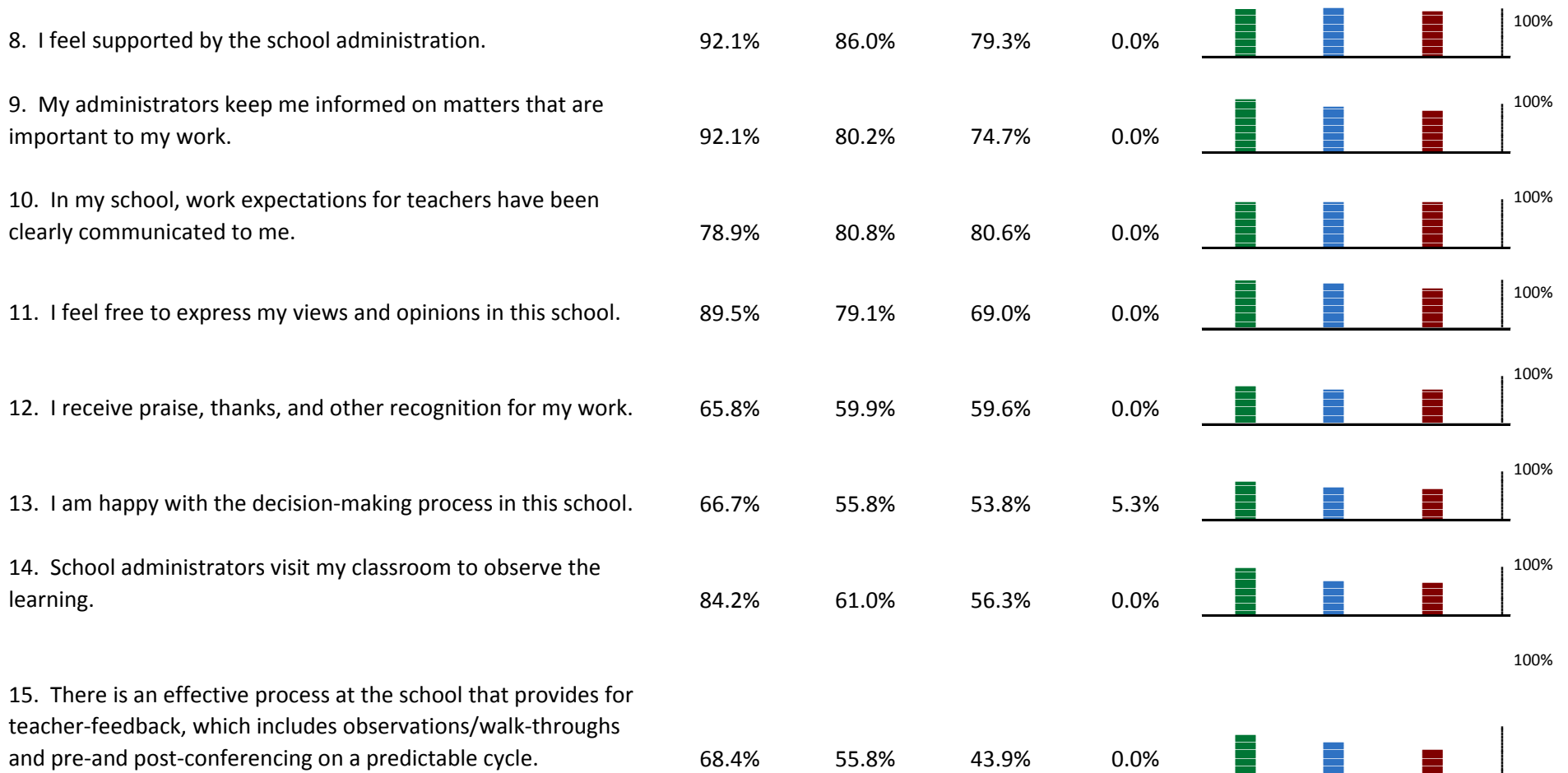
Instructional Leadership

7. I feel my administrators are instructional leaders.	64.9%	65.7%	63.7%	2.6%		100%
--------------------------------------------------------	-------	-------	-------	------	--	------

Provincial Teacher Perception Survey Report for 2009

School Grade Configuration Analysis

School Name: Rothesay High School
 School Number: 1928



Provincial Teacher Perception Survey Report for 2009

School Grade Configuration Analysis

School Name: Rothesay High School
 School Number: 1928

16. I am satisfied with my opportunities to assume a leadership role in my school.	68.4%	70.3%	66.7%	0.0%	
Mean Agreement for Domain	77.1%	67.3%	64.0%	0.8%	




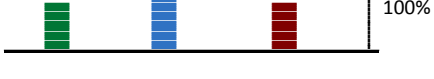
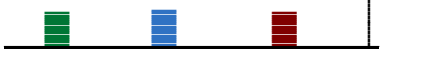


Effective Instructional Practice and Continuous Monitoring of Student Progress

17. I feel confident using a variety of instructional practices (e.g., structured student groups, purposeful discussion, project-based learning, hands-on activities, etc.).	92.1%	94.8%	94.5%	0.0%	
18. I feel confident in my ability to differentiate instruction.	94.7%	87.8%	84.7%	0.0%	
19. I feel confident using a variety of student achievement data to inform my instruction.	76.3%	83.7%	84.3%	0.0%	
20. I feel confident establishing rapport with my students.	100.0%	97.7%	98.1%	0.0%	
21. I feel confident using a wide variety of methods to assess learning (e.g., projects, portfolios, rubrics, tests, etc.).	94.7%	93.0%	93.7%	0.0%	
22. I feel confident helping my students to self-assess and set their own learning goals.	73.7%	79.7%	78.0%	0.0%	
23. I feel confident using technology to support my teaching.	94.7%	89.5%	88.5%	0.0%	




Provincial Teacher Perception Survey Report for 2009

School Grade Configuration Analysis

School Name: Rothesay High School
 School Number: 1928

24. I feel confident monitoring the progress of my students who have SEPs.	86.8%	75.6%	68.2%	0.0%	
25. I am involved in long-term instructional planning with colleagues.	70.3%	75.6%	73.3%	2.6%	
26. I participate in cross-curricular and interdisciplinary planning with my colleagues.	42.1%	52.9%	47.6%	0.0%	
27. In my school, literacy is integrated across the curriculum.	71.1%	76.7%	70.7%	0.0%	
28. Gifted students are given the opportunity to reach their full potential at this school.	50.0%	54.7%	50.8%	0.0%	
29. I feel confident teaching mathematics	50.0%	42.4%	41.3%	0.0%	
Mean Agreement for Domain	76.7%	79.4%	76.9%	0.2%	




Supports for Instruction

31. I have access to the curriculum resources I need.	86.8%	82.6%	80.8%	0.0%	
32. I have access to a variety of technologies to support my teaching.	60.5%	82.6%	78.5%	0.0%	
33. I have access to the resources and supports I need for teaching students with exceptionalities.	63.2%	59.9%	50.1%	0.0%	







Provincial Teacher Perception Survey Report for 2009

School Grade Configuration Analysis

School Name: Rothesay High School
 School Number: 1928

34. My students have support at home for their learning.	55.3%	37.8%	23.6%	0.0%	
35. I feel supported by parents in the work that I do with their child.	89.5%	67.4%	57.4%	0.0%	
Mean Agreement for Domain	71.1%	61.0%	54.9%	0.0%	

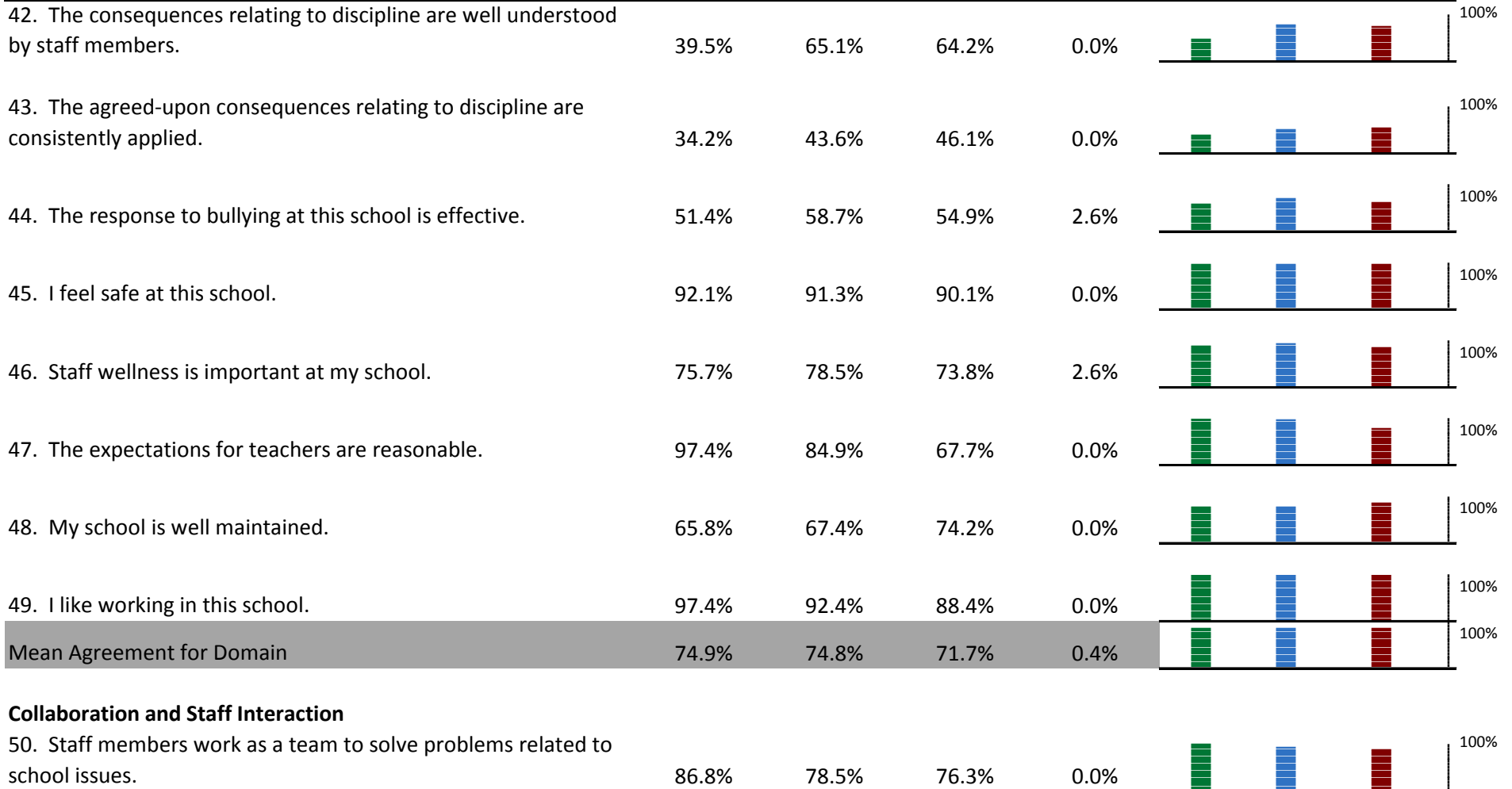
Positive School Environment

36. The climate at this school promotes student learning.	97.4%	87.8%	83.1%	0.0%	
37. Every student at this school is encouraged to participate and be included in school-organized activities.	84.2%	87.2%	82.8%	0.0%	
38. I feel confident using various methods of proactive discipline.	92.1%	88.4%	85.2%	0.0%	
39. Students at this school are generally well-behaved.	100.0%	85.5%	82.0%	0.0%	
40. My expectations about discipline are similar to other teachers in the school.	68.4%	76.2%	75.1%	0.0%	
41. The consequences relating to discipline are well understood by students.	52.6%	65.7%	66.8%	0.0%	

Provincial Teacher Perception Survey Report for 2009

School Grade Configuration Analysis




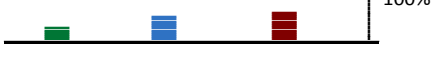
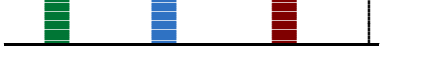





School Name: Rothesay High School
 School Number: 1928



Provincial Teacher Perception Survey Report for 2009

School Grade Configuration Analysis






School Name: Rothesay High School
 School Number: 1928

51. In my school, I work with people who treat me with respect.	89.5%	88.4%	88.8%	0.0%	
52. There is good communication among teachers in this school.	89.5%	83.7%	77.1%	0.0%	
53. I have the opportunity to work within a team in my school.	78.9%	86.6%	82.8%	0.0%	
54. PLC time is included in my weekly schedule.	18.4%	36.6%	42.2%	0.0%	
55. I work collaboratively with others to discuss student progress and achievement results.	75.7%	73.8%	71.5%	2.6%	
56. I can rely on my colleagues for assistance when needed.	97.4%	94.8%	92.5%	0.0%	
57. A conscious effort is made by staff to make new teachers feel welcome here.	86.8%	88.4%	81.3%	0.0%	
58. I feel that morale is high in this school.	84.2%	68.0%	60.3%	0.0%	
Mean Agreement for Domain	78.6%	80.4%	77.9%	0.3%	
Ongoing Professional Learning					
59. My current assignment matches my background and strengths.	100.0%	95.3%	89.8%	0.0%	

Provincial Teacher Perception Survey Report for 2009

School Grade Configuration Analysis

School Name: Rothesay High School
 School Number: 1928

60. There is a culture of inquiry, innovation, and risk-taking towards improvement in student achievement in this school.	71.1%	68.6%	67.4%	0.0%	
61. Professional development activities are consistent with school goals.	60.5%	68.0%	67.4%	0.0%	
62. I am encouraged to pursue professional development.	84.2%	80.2%	77.2%	0.0%	
63. Professional development provided to me takes my professional needs into account.	44.7%	56.4%	54.1%	0.0%	
64. I have the opportunity to develop new skills in this school.	81.6%	77.9%	74.1%	0.0%	
Mean Agreement for Domain	73.7%	72.8%	69.4%	0.0%	